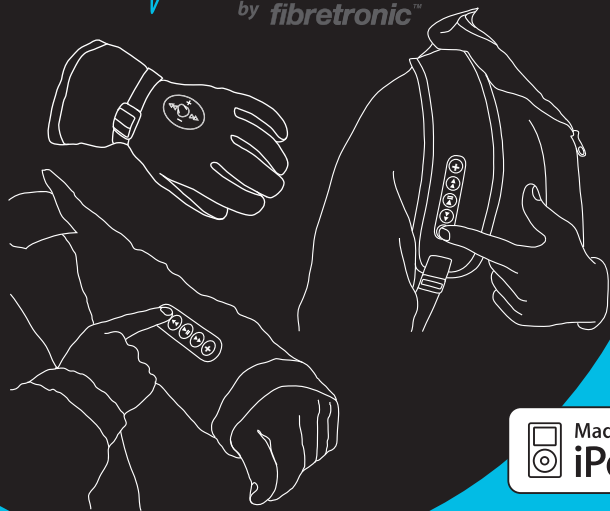


CONNECTED

WEAR

by *fibretronic*™



wearable technology

IPRF

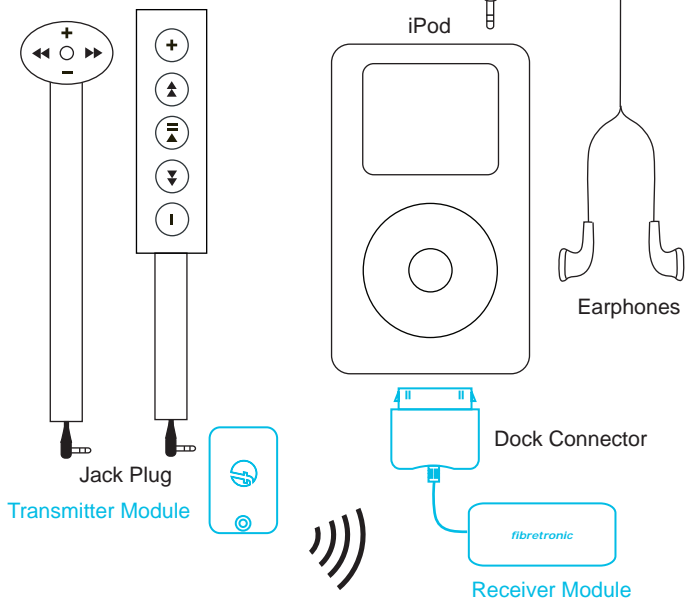
Wireless iPod Controller



CONNECTION INSTRUCTIONS

Connect any CONNECTED-wear Keypad or Joystick controller to the Transmitter Module using the Jack Plug. Connect the Receiver Module to your iPod using the Dock Connector.

CONNECTED-wear
Joystick or Keypad Controller








For further information, product support and warranty advice go to www.connectedwear.com



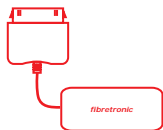
OPERATING INSTRUCTIONS

To operate the Keypad controller simply press the flexible buttons. To operate the Joystick controller toggle the flexible stick to the right, to the left, upwards or downwards. Push the Joystick in the centre for Play/Pause.

-  **VOLUME +** Press to increase the volume.
-  **FAST FORWARD** Press to skip forward to the next track. Press and hold to fast forward through a track.
-  **PLAY / PAUSE** Press to start and stop the music. Press and hold to turn off the iPod.
-  **REWIND** Press to skip backwards to the previous track. Press and hold to rewind through a track.
-  **VOLUME -** Press to decrease the volume.

CARE INSTRUCTIONS

Please follow the garment manufacturer's care instructions listed on the apparel item. **DO NOT WASH OR DRY CLEAN THE TRANSMITTER OR RECEIVER MODULES.** Disconnect and remove the Transmitter and Receiver modules from the garment before cleaning. After washing, ensure the Keypad and Joystick controllers are thoroughly dry before use.

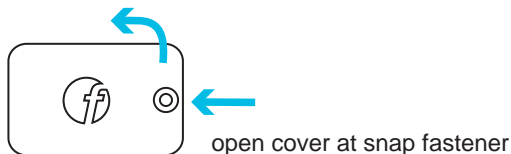


**Do Not Wash Transmitter
or Receiver Modules**

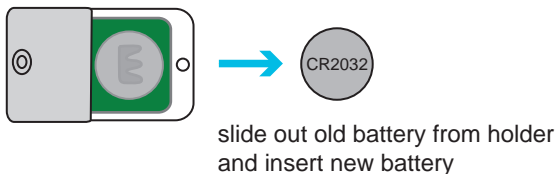
INSTRUCTIONS FOR CHANGING THE BATTERY IN THE TRANSMITTER MODULE

With normal use the CR2032 3V battery in the Transmitter Module should last for the lifetime of the product. The battery is rated for operating temperatures between -10°C to $+50^{\circ}\text{C}$. Should the battery need replacement, undo the snap fastener on the Transmitter Module case to access the battery compartment. Slide out the old battery and insert a new battery. Close the snap fastener.

Transmitter Module



Transmitter Module



OPERATING RANGE

The Transmitter Module will wirelessly transmit the commands from the keypad or joystick controller up to a maximum distance of 10 metres from the Receiver Module.

TECHNICAL SPECIFICATION

Product Code	IPRF
Transmission	Radio Frequency
Frequency	433.92 MHz
Operating Range	up to 10 metres
Battery	CR2032 3V
iPod Connection	30 pin dock connector
Compliance	FCC part 15C, CE, RoHS
iPod Compatibility	All iPods with dock connector

CONNECTED

WEAR

by *fibretronic*[™]

IPRF

The IPRF modules allow you to wirelessly control your iPod from your garment, bag or glove. Plug the IPRF Transmitter Module into any product that has a CONNECTED-wear Keypad or Joystick controller.



iPod Compatibility

The IPRF Receiver Module is compatible with all iPod players except; iPod 1st Generation, iPod 2nd Generation and iPod Shuffle. This is a 'Made for iPod' licensed product.



CONNECTED-wear, by Fibretronic, is a unique system of integrated controls in garments, bags and other soft goods. CONNECTED-wear Keypad and Joysticks can control audio players, mobile phones and other personal electronics. Just select the CONNECTED-wear module of your choice and get CONNECTED....

www.connectedwear.com



iPod is a trademark of Apple Inc., registered in the U.S. and other countries

CONNECTED-wear and Fibretronic are trademarks of Fibretronic Limited

Wireless iPod Controller